

Computing

Progression of knowledge and skills

Subject leader overview EYFS - Year 6 Condensed



Kapow
Primary™

Introduction

This document is to be used by those schools who are following our Condensed long-term plan.

It gives an overview of the **skills** covered in each year group and strand and how these skills develop through our Computing scheme of work. This document also shows how **knowledge** builds in our Key areas .

Please note that the Condensed long-term plan **does not** cover all the skills and knowledge covered in our full scheme of work. It does, however, ensure that children are given opportunities to work towards all of the attainment targets set out in the National Curriculum.

This document was last updated on 30.08.22. Please check [here](#) for the most up-to-date version.

Other related documents:

If you would like to see the skills and knowledge covered in each unit, then please see our [Computing key skills and knowledge by unit](#).

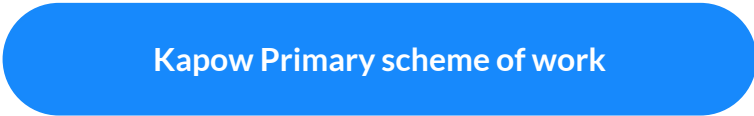
If you are following our standard Computing long-term plan, then please use the [Computing: Progression of skills and knowledge](#).

If you are following our Mixed-age Computing long-term plan, then please use the accompanying [Progression of skills and knowledge - mixed-age](#)

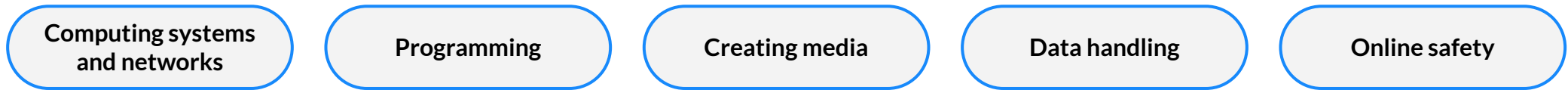
Copyright: While we encourage you to share this document within your school community, please ensure that it is only uploaded to your school website if it is password protected.

How is the Computing scheme of work organised?

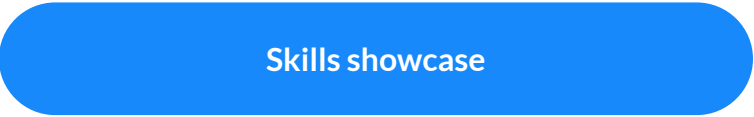
National Curriculum guidance



Kapow Primary key areas



The 'Skills showcase' key area, features aspects from some or all of the five key areas above



	EYFS	Year 1	Year 2
Hardware	<p>Learning how to explore and tinker with hardware to develop familiarity and introduce relevant vocabulary.</p> <p>Recognising and identifying familiar letters and numbers on a keyboard.</p> <p>Developing basic mouse skills such as moving and clicking.</p>	<p>Learning how to operate a camera or tablet to take photos and videos.</p> <p>Learning how to explore and tinker with hardware to find out how it works.</p> <p>Recognising that some devices are input devices and others are output devices.</p> <p>Learning where keys are located on the keyboard.</p>	<p>Understanding what a computer is and that it's made up of different components.</p> <p>Recognising that buttons cause effects and that technology follows instructions.</p> <p>Learning how we know that technology is doing what we want it to do via its output.</p> <p>Using greater control when taking photos with cameras, tablets or computers.</p> <p>Developing confidence with the keyboard and the basics of touch typing.</p>
Networks and data representation	N/A	N/A	N/A

	Year 3	Year 4	Year 5	Year 6
Hardware	<p>Understanding what the different components of a computer do and how they work together.</p> <p>Drawing comparisons across different types of computers.</p> <p>Learning about the purpose of routers.</p>	N/A	<p>Learning that external devices can be programmed by a separate computer.</p> <p>Recognising how the size of RAM affects the processing of data.</p>	<p>Learning about the history of computers and how they have evolved over time.</p> <p>Using the understanding of historic computers to design a computer of the future.</p> <p>Understanding and identifying barcodes, QR codes and RFID.</p> <p>Identifying devices and applications that can scan or read barcodes, QR codes and RFID.</p>
Networks and data representation	<p>Understanding the role of the key components of a network.</p> <p>Identifying the key components within a network, including whether they are wired or wireless.</p> <p>Understanding that websites and videos are files that are shared from one computer to another.</p> <p>Learning about the role of packets.</p> <p>Understanding how networks work and their purpose.</p> <p>Recognising links between networks and the internet.</p> <p>Learning how data is transferred.</p>	<p>Understanding that computer networks provide multiple services, such as the World Wide Web, and opportunities for communication and collaboration.</p>	<p>Learning the vocabulary associated with data: data and transmit.</p> <p>Recognising that computers transfer data in binary and understanding simple binary addition.</p> <p>Relating binary signals (Boolean) to the simple character-based language, ASCII.</p> <p>Learning that messages can be sent by binary code, reading binary up to eight characters and carrying out binary calculations.</p>	N/A

	EYFS	Year 1	Year 2
Computational thinking	Using logical reasoning to understand simple instructions and predict the outcome.	<p>Learning that decomposition means breaking a problem down into smaller parts.</p> <p>Using decomposition to solve unplugged challenges.</p> <p>Using logical reasoning to predict the behaviour of simple programs.</p> <p>Developing the skills associated with sequencing in unplugged activities.</p> <p>Following a basic set of instructions.</p> <p>Assembling instructions into a simple algorithm.</p>	<p>Articulating what decomposition is.</p> <p>Decomposing a game to predict the algorithms used to create it.</p> <p>Learning that there are different levels of abstraction.</p> <p>Explaining what an algorithm is.</p> <p>Following an algorithm.</p> <p>Creating a clear and precise algorithm.</p> <p>Learning that programs execute by following precise instructions.</p> <p>Incorporating loops within algorithms.</p>
Programming	<p>Following instructions as part of practical activities and games.</p> <p>Learning to give simple instructions.</p> <p>Experimenting with programming a Bee-bot/Blue-bot and learning how to give simple commands.</p> <p>Learning to debug instructions, with the help of an adult, when things go wrong.</p>	<p>Programming a Floor robot to follow a planned route.</p> <p>Learning to debug instructions when things go wrong.</p> <p>Using programming language to explain how a floor robot works.</p> <p>Learning to debug an algorithm in an unplugged scenario.</p>	<p>Using logical thinking to explore software, predicting, testing and explaining what it does.</p> <p>Using an algorithm to write a basic computer program.</p>

	Year 3	Year 4	Year 5	Year 6
Computational thinking	<p>Using decomposition to explain the parts of a laptop computer.</p> <p>Using decomposition to explore the code behind an animation.</p> <p>Using repetition in programs.</p> <p>Using logical reasoning to explain how simple algorithms work.</p> <p>Explaining the purpose of an algorithm.</p> <p>Forming algorithms independently.</p>	<p>Using decomposition to solve a problem by finding out what code was used.</p> <p>Using decomposition to understand the purpose of a script of code.</p> <p>Identifying patterns through unplugged activities.</p> <p>Using past experiences to help solve new problems.</p> <p>Using abstraction to identify the important parts when completing both plugged and unplugged activities.</p>	<p>Predicting how software will work based on previous experience.</p> <p>Writing more complex algorithms for a purpose.</p>	<p>Decomposing a program into an algorithm.</p> <p>Using past experiences to help solve new problems.</p> <p>Writing increasingly complex algorithms for a purpose.</p>
Programming	<p>Using logical thinking to explore more complex software; predicting, testing and explaining what it does.</p> <p>Incorporating loops to make code more efficient.</p> <p>Continuing existing code.</p> <p>Making reasonable suggestions for how to debug their own and others' code.</p>	<p>Creating algorithms for a specific purpose.</p> <p>Coding a simple game.</p> <p>Using abstraction and pattern recognition to modify code.</p> <p>Incorporating variables to make code more efficient.</p> <p>Remixing existing code.</p>	<p>Iterating and developing their programming as they work.</p> <p>Confidently using loops in their programming.</p> <p>Using a more systematic approach to debugging code, justifying what is wrong and how it can be corrected.</p> <p>Writing code to create a desired effect.</p> <p>Using a range of programming commands.</p> <p>Using repetition within a program.</p> <p>Amending code within a live scenario.</p>	<p>Debugging quickly and effectively to make a program more efficient.</p> <p>Remixing existing code to explore a problem.</p> <p>Using and adapting nested loops.</p> <p>Programming using the language Python.</p> <p>Changing a program to personalise it.</p> <p>Evaluating code to understand its purpose.</p> <p>Predicting code and adapting it to a chosen purpose.</p>

	EYFS	Year 1	Year 2
Using software	Using a simple online paint tool to create digital art.	Using a basic range of tools within graphic editing software. Taking and editing photographs. Developing control of the mouse through dragging, clicking and resizing of images to create different effects. Developing understanding of different software tools.	Developing word processing skills, including altering text, copying and pasting and using keyboard shortcuts. Using word processing software to type and reformat text. Creating and labelling images.
Using email and internet searches	N/A	Recognising devices that are connected to the internet.	N/A
Using data	Representing data through sorting and categorising objects in unplugged scenarios. Representing data through physical pictograms. Exploring branch databases through physical games.	Understanding that technology can be used to represent data in different ways: pictograms, tables, pie charts, bar charts, block graphs etc. Using representations to answer questions about data. Using software to explore and create pictograms and branching databases.	Collecting and inputting data into a spreadsheet. Interpreting data from a spreadsheet.
Wider use of technology	N/A	N/A	Learning how computers are used in the wider world.

	Year 3	Year 4	Year 5	Year 6
Using software	<p>Taking photographs and recording video to tell a story.</p> <p>Using software to edit and enhance their video adding music, sounds and text on screen with transitions.</p>	<p>Building a web page and creating content for it.</p> <p>Use online software for documents, presentations, forms and spreadsheets.</p> <p>Using software to work collaboratively with others.</p>	<p>Using logical thinking to explore software more independently, making predictions based on their previous experience.</p> <p>Using software programme Sonic Pi/Scratch to create music.</p> <p>Identify ways to improve and edit programs, videos, images etc.</p>	<p>Using logical thinking to explore software independently, iterating ideas and testing continuously.</p> <p>Using search and word processing skills to create a presentation.</p> <p>Creating and editing sound recordings for a specific purpose.</p>
Using email and internet searches	N/A	<p>Understanding that information found by searching the internet is not all grounded in fact.</p>	<p>Developing searching skills to help find relevant information on the internet.</p> <p>Learning how to use search engines effectively to find information, focussing on keyword searches and evaluating search returns.</p>	<p>Understanding how search engines work.</p>

	Year 3	Year 4	Year 5	Year 6
Using data	N/A	N/A	<p>Understanding how data is collected in remote or dangerous places.</p> <p>Understanding how data might be used to tell us about a location.</p>	<p>Understanding how barcodes, QR codes and RFID work.</p> <p>Gathering and analysing data in real time.</p> <p>Creating formulas and sorting data within spreadsheets.</p>
Wider use of technology	N/A	Understanding that software can be used collaboratively online to work as a team.	Learn about different forms of communication that have developed with the use of technology.	Learning how 'big data' can be used to solve a problem or improve efficiency.

EYFS	Year 1	Year 2	
<p>Learning to log in and log out.</p>	<p>Logging in and out and saving work on their own account.</p>	<p>Learning how to create a strong password.</p> <p>Understanding how to stay safe when talking to people online and what to do if they see or hear something online that makes them feel upset or uncomfortable</p> <p>Identifying whether information is safe or unsafe to be shared online.</p> <p>Learning to be respectful of others when sharing online and ask for their permission before sharing content.</p> <p>Learning strategies for checking if something they read online is true.</p>	
Year 3	Year 4	Year 5	Year 6
<p>N/A</p>	<p>Recognising that information on the internet might not be true or correct and that some sources are more trustworthy than others.</p> <p>Learning to make judgements about the accuracy of online searches.</p> <p>Identifying forms of advertising online.</p> <p>Recognising what appropriate behaviour is when collaborating with others online.</p> <p>Reflecting on the positives and negatives of time spent online.</p> <p>Identifying respectful and disrespectful online behaviour.</p>	<p>Identifying possible dangers online and learning how to stay safe.</p> <p>Evaluating the pros and cons of online communication.</p> <p>Recognising that information on the internet might not be true or correct and learning ways of checking validity.</p> <p>Learning what to do if they experience bullying online.</p> <p>Learning to use an online community safely</p>	<p>Understanding the importance of secure passwords and how to create them.</p> <p>Using search engines safely and effectively.</p>

EYFS	Year 1	Year 2	Year 3	Year 4	Year 5	Year 6
<p>To be able to understand what a computer keyboard is and recognising some letters and numbers.</p> <p>To know that a mouse can be used to click, drag and create simple drawings.</p> <p>To know that to use a computer you need to log in to it and then log out at the end of your session.</p>	<p>To know that "log in and log out" means to begin and end a connection with a computer.</p> <p>To know that a computer and mouse can be used to click, drag, fill and select and also add backgrounds, text, layers, shapes and clip art.</p> <p>To know that passwords are important for security.</p> <p>To know that when we create something on a computer it can be more easily saved and shared than a paper version.</p> <p>To know some of the simple graphic design features of a piece of online software.</p>	<p>To know the difference between a desktop and laptop computer.</p> <p>To know that people control technology.</p> <p>To know that buttons are a form of input that give a computer an instruction about what to do (output).</p> <p>To know that computers often work together.</p>	<p>To know what a tablet is and how it is different from a laptop/desktop computer.</p> <p>To understand what a network is and how a school network might be organised.</p> <p>To know that a server is central to a network and responds to requests made.</p> <p>To know how the internet uses networks to share files.</p> <p>To know that a router connects us to the internet.</p> <p>To know what a packet is and why it is important for website data transfer.</p> <p>To know the roles that inputs and outputs play on computers.</p> <p>To know what some of the different components inside a computer are e.g. CPU, RAM, hard drive, and how they work together.</p>	<p>To understand that software can be used collaboratively online to work as a team.</p> <p>To know what type of comments and suggestions on a collaborative document can be helpful.</p> <p>To know that you can use images, text, transitions and animation in presentation slides.</p>	<p>To know how search engines work.</p> <p>To understand that anyone can create a website and therefore we should take steps to check the validity of websites.</p> <p>To know that web crawlers are computer programs that crawl through the internet.</p> <p>To understand what copyright is.</p> <p>To know the difference between ROM and RAM.</p>	<p>To understand the importance of having a secure password and what "brute force hacking" is.</p> <p>To know that the first computers were created at Bletchley Park to crack the Enigma code to help the war effort in World War 2.</p> <p>To know about some of the historical figures that contributed to technological advances in computing.</p> <p>To understand what techniques are required to create a presentation using appropriate software.</p>

EYFS	Year 1	Year 2	Year 3	Year 4	Year 5	Year 6
<p>To know that being able to follow and give simple instructions is important in computing.</p> <p>To understand that it is important for instructions to be in the right order.</p> <p>To understand why a set of instructions may have gone wrong.</p> <p>To know that you can program a Bee-Bot with some simple commands.</p> <p>To understand that debugging means how to fix some simple programming errors.</p> <p>To understand that an algorithm is a set of clear and precise instructions.</p>	<p>To understand that an algorithm is when instructions are put in an exact order.</p> <p>To know that input devices get information into a computer and that output devices get information out of a computer.</p> <p>To understand that decomposition means breaking a problem into manageable chunks and that it is important in computing.</p> <p>To know that we call errors in an algorithm 'bugs' and fixing these 'debugging'.</p> <p>To understand the basic functions of a Bee-Bot.</p> <p>To know that you can use a camera/tablet to make simple videos.</p> <p>To know that algorithms move a bee-bot accurately to a chosen destination.</p>	<p>To understand what machine learning is and how that enables computers to make predictions.</p> <p>To know that loops in programming are where you set a certain instruction (or instructions) to be repeated multiple times.</p> <p>To know that abstraction is the removing of unnecessary detail to help solve a problem.</p>	<p>To know that Scratch is a programming language and some of its basic functions.</p> <p>To understand how to use loops to improve programming.</p> <p>To understand how decomposition is used in programming.</p> <p>To understand that you can remix and adapt existing code.</p>	<p>To understand that a variable is a value that can change (depending on conditions) and know that you can create them in Scratch.</p> <p>To know what a conditional statement is in programming.</p> <p>To understand that variables can help you to create a quiz on Scratch.</p> <p>To know that combining computational thinking skills (sequence, abstraction, decomposition etc) can help you to solve a problem.</p> <p>To understand that pattern recognition means identifying patterns to help them work out how the code works.</p> <p>To understand that algorithms can be used for a number of purposes e.g. animation, games design etc.</p>	<p>To know that a soundtrack is music for a film/video and that one way of composing these is on programming software.</p> <p>To understand that using loops can make the process of writing music simpler and more effective.</p> <p>To know how to adapt their code while performing their music.</p>	<p>To know that there are text-based programming languages such as Logo and Python.</p> <p>To know that nested loops are loops inside of loops.</p> <p>To understand the use of random numbers and remix Python code.</p>

EYFS	Year 1	Year 2	Year 3	Year 4	Year 5	Year 6
N/A	N/A	N/A	<p>To know that different types of camera shots can make my photos or videos look more effective.</p> <p>To know that I can edit photos and videos using film editing software.</p> <p>To understand that I can add transitions and text to my video.</p>	<p>To know some of the features of web design software.</p> <p>To know that a website is a collection of pages that are all connected.</p> <p>To know that websites usually have a homepage and subpages as well as clickable links to new pages, called hyperlinks.</p> <p>To know that websites should be informative and interactive.</p>	N/A	<p>To know that radio plays are plays where the audience can only hear the action so sound effects are important.</p> <p>To know that sound clips can be recorded using sound recording software.</p> <p>To know that sound clips can be edited and trimmed.</p>

EYFS	Year 1	Year 2	Year 3	Year 4	Year 5	Year 6
<p>To know that sorting objects into various categories can help you locate information.</p> <p>To know that using yes/no questions to find an answer is a branching database.</p> <p>To know that a pictogram is a way of showing information.</p>	<p>To know how that charts and pictograms can be created using a computer.</p> <p>To understand that a branching database is a way of classifying a group of objects.</p> <p>To know that computers understand different types of 'input'.</p>	<p>To understand that you can enter simple data into a spreadsheet.</p> <p>To understand what steps you need to take to create an algorithm.</p> <p>To know what data to use to answer certain questions.</p> <p>To know that computers can be used to monitor supplies.</p>	<p>To know that a database is a collection of data stored in a logical, structured and orderly manner.</p> <p>To know that computer databases can be useful for sorting and filtering data.</p> <p>To know that different visual representations of data can be made on a computer.</p>	N/A	<p>To know that Mars Rover is a motor vehicle that collects data from space by taking photos and examining samples of rock.</p> <p>To know what numbers using binary code look like and be able to identify how messages can be sent in this format.</p> <p>To understand that RAM is Random Access Memory and acts as the computer's working memory.</p> <p>To know what simple operations can be used to calculate bit patterns.</p>	<p>To know that data contained within barcodes and QR codes can be used by computers.</p> <p>To know that infrared waves are a way of transmitting data.</p> <p>To know that Radio Frequency Identification (RFID) is a more private way of transmitting data.</p> <p>To know that data is often encrypted so that even if it is stolen it is not useful to the thief.</p>

EYFS	Year 1	Year 2	Year 3	Year 4	Year 5	Year 6
N/A	N/A	<p>To understand the difference between online and offline.</p> <p>To understand what information I should not post online.</p> <p>To know what the techniques are for creating a strong password.</p> <p>To know that you should ask permission from others before sharing about them online and that they have the right to say 'no.'</p> <p>To understand that not everything I see or read online is true.</p>	<p>To know that not everything on the internet is true: people share facts, beliefs and opinions online.</p> <p>To understand that the internet can affect your moods and feelings.</p> <p>To know that privacy settings limit who can access your important personal information Information, such as your name, age, gender etc.</p> <p>To know what social media is and that age restrictions apply.</p>	N/A	<p>To know different ways we can communicate online.</p> <p>To understand how online information can be used to form judgements.</p> <p>To understand some ways to deal with online bullying.</p> <p>To know that apps require permission to access private information and that you can alter the permissions.</p> <p>To know where I can go for support if I am being bullied online or feel that my health is being affected by time online.</p>	<p>To know that a 'digital footprint' means the information that exists on the internet as a result of a person's online activity.</p> <p>To know what steps are required to capture bullying content as evidence.</p> <p>To understand that it is important to manage personal passwords effectively.</p> <p>To understand what it means to have a positive online reputation.</p> <p>To know some common online scams.</p>

This page shows recent updates to this document.

Date	Update